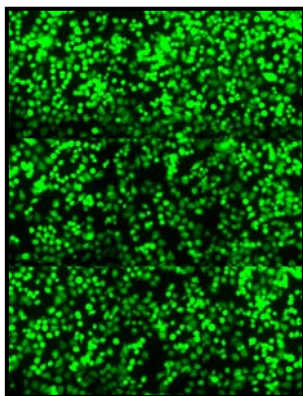


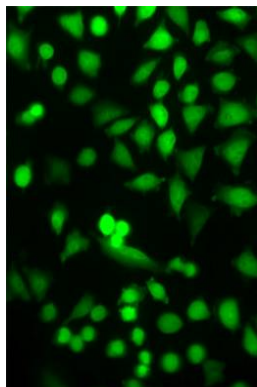
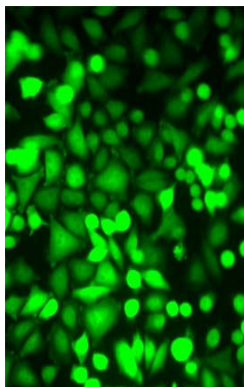
## LINTERNA™ CELL LINES

### GREEN FLUORESCENT A375 CELLS



<b>Product Name:</b>	LINTERNA™ – A375 Cell line
<b>Catalog Number:</b>	P20122
<b>Cell Line:</b>	A375
<b>Fluorescent Protein:</b>	turboGFP
<b>Resistance:</b>	G418
<b>Format:</b>	> 3x10 <sup>6</sup> cells in Cryopreserved vials
<b>Storage:</b>	Liquid Nitrogen

A novel green fluorescent A375 cell line has been developed through stable transfection with turboGFP protein. This cell line expresses green fluorescent protein as a free cytoplasmatic protein.



LINTERNA A375 cell line is stably-transfected and it is ready to use in cell-based assay applications. This stably transfected cell line provides consistent levels of expression, which helps to simplify the interpretation of the results. This cell line is intended to be used as an “in vitro” model for research studies.

#### **About A375 Cell line**

A375 melanoma cell line was derived from the skin of a 54 year-old female patient with malignant melanoma.

These tumorigenic cells exhibit an epithelial cellular morphology, and are useful as a stable transfection host. A375 can be useful for molecular and cell biology research, particularly related to skin cancer. The growth of A375 cells is inhibited by IL1-alpha or IL1-beta, which cause growth arrest in phase G0/G1 of the cell cycle. Accordingly, A375 cells have been used in research on cytokines for bioassays of these factors. This cell line also produces rapidly growing amelanotic melanomas in anti-thymocyte serum treated NIH Swiss mice.

**Use Restriction** This product contains a proprietary nucleic acid coding for a proprietary fluorescent protein intended to be used for research purposes only. No rights are conveyed to modify or clone the gene encoding fluorescent protein contained in this product, or to use the gene or protein other than for non-commercial research, including use for validation or screening compounds. For information on commercial licensing, contact Licensing Department, Evrogen JSC, email: [license@evrogen.com](mailto:license@evrogen.com)

### **About turboGFP protein**

tGFP is an improved variant of the green fluorescent protein CopGFP cloned from copepoda *Pontellina plumata* (Arthropoda; Crustacea; Maxillopoda; Copepoda). It possesses bright green fluorescence (excitation/emission max = 482/ 502 nm) that is visible earlier than fluorescence of other green fluorescent proteins. TurboGFP is mainly intended for applications where fast appearance of bright fluorescence is crucial. It is specially recommended for cell and organelle labeling and tracking the promoter activity.

### **Quality Control**

All cells are performance assayed and test negative for mycoplasma, bacteria, yeast and fungi. Cell viability, morphology and proliferative capacity are measured after recovery from cryopreservation. Innoprot guarantees stable expression for many generations and provides support for cell culture and visualization.

#### **THIS PRODUCT IS FOR RESEARCH PURPOSES**

**ONLY.** It is not to be used for drug or diagnostic purposes, nor is it intended for human use. Innoprot products may not be resold, modified for resale, or used to manufacture commercial products without written approval of Innovative Technologies in Biological Systems, S.L.